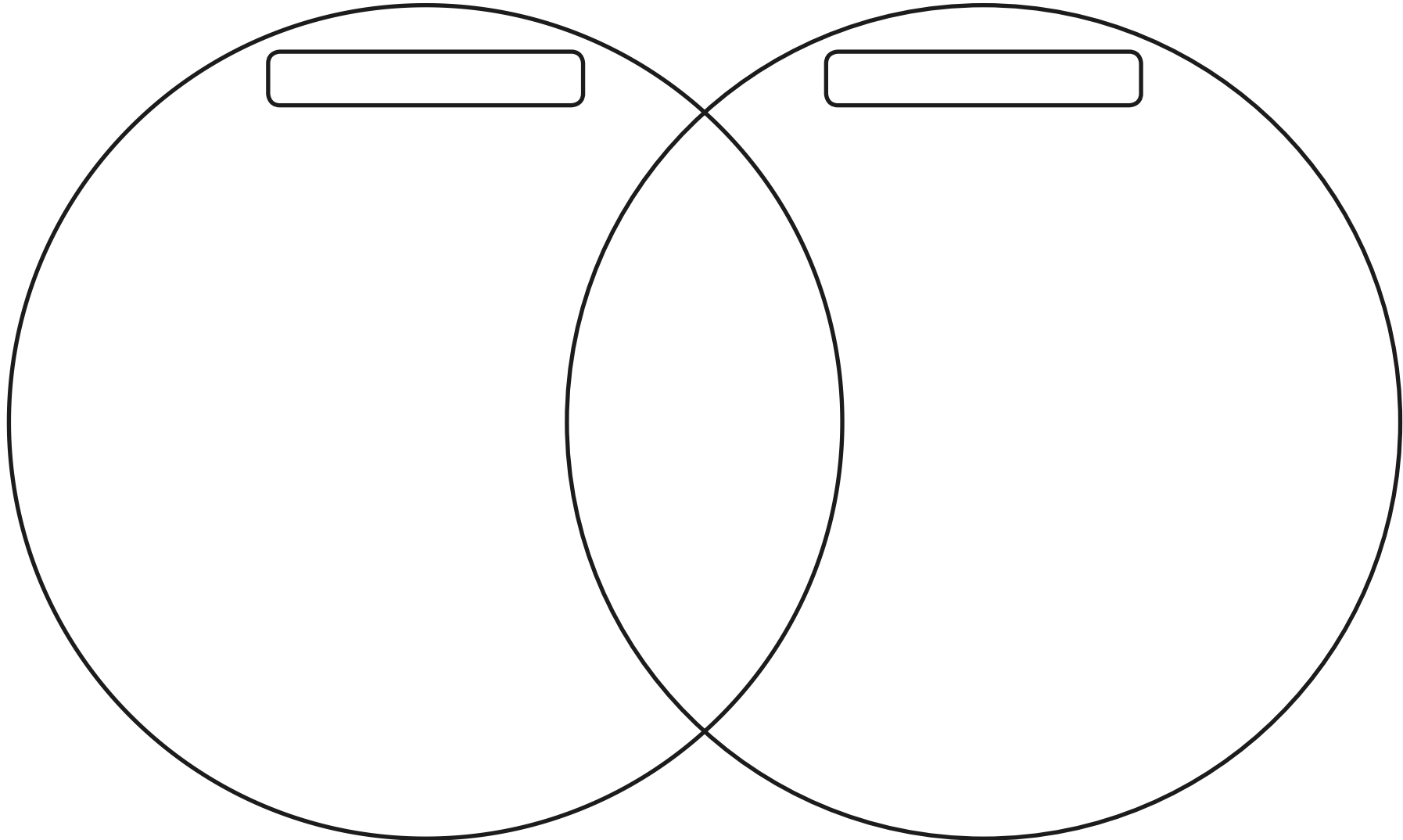




Grouping Plants

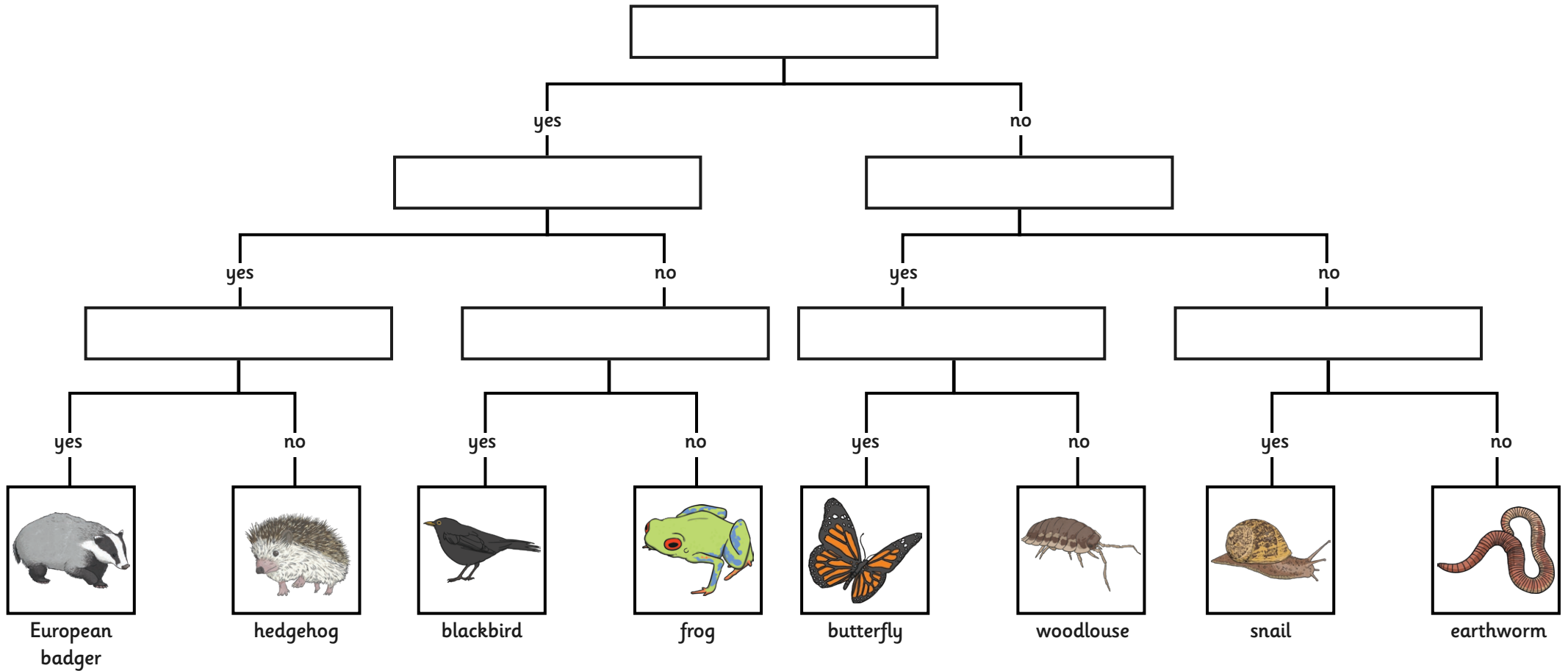
Look carefully at the characteristics of the plants on the picture sheet. Choose a way to sort these plants into the Venn diagram.

Label your groups. Cut out the plants and sort them into the groups below.





Woodland Habitat Classification Key



Is it a vertebrate?	Does it have legs?	Does it have a striped face?	Does it have a shell?
Is it a mammal?	Does it have feathers?	Does it have wings?	

Is it a vertebrate?	Does it have legs?	Does it have a striped face?	Does it have a shell?
Is it a mammal?	Does it have feathers?	Does it have wings?	

Is it a vertebrate?	Does it have legs?	Does it have a striped face?	Does it have a shell?
Is it a mammal?	Does it have feathers?	Does it have wings?	

Is it a vertebrate?	Does it have legs?	Does it have a striped face?	Does it have a shell?
Is it a mammal?	Does it have feathers?	Does it have wings?	

Is it a vertebrate?	Does it have legs?	Does it have a striped face?	Does it have a shell?
Is it a mammal?	Does it have feathers?	Does it have wings?	

Is it a vertebrate?	Does it have legs?	Does it have a striped face?	Does it have a shell?
Is it a mammal?	Does it have feathers?	Does it have wings?	